



nyle
Dry Kilns




Efficiency. Quality. Speed. Performance. Outcome.

Heat Treating Chambers

Nyle's prefabricated chambers come in an extra-wide design to make loading and unloading a breeze.

Prefabricated chamber packages arrive on-site semi-assembled with indirect gas-fired furnaces burning either natural gas or propane, four circulating fans, four powered vent kits, heat-treating controls, and a set of detailed plans for easy setup. All you need is a concrete slab to put it on.

These heat-treating chambers can handle anything from pallets to firewood wood. Hot water or steam options are available.



www.nyle.com - kilnsales@nyle.com - (800) 777-6953



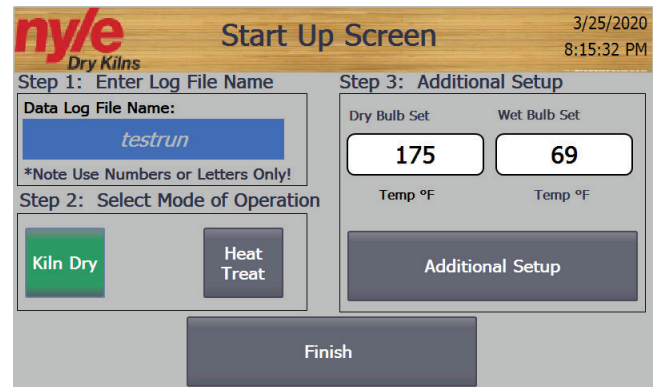
nyle
Dry Kilns

Controls

Our heat-treating control system provides you with all the tools to ensure proper and efficient heat treating every cycle.



The control systems allows for full control over the set-points and climate during the cycle even automatically turning off the equipment when heat-treating has been completed.

Automatic recording allows the user to generate printable reports for certification and shipping requirements.



Specifications

Load Capacity	660 Pallets / 20 Cords
BTUh	1,600,000
Number of Fans	Four 30 " 5 Hp
Number of Vents	Four wall vents
Dimensions	19' W x 30' D x 10' 6" H
Power Requirements	480V three-phase 60Hz,



www.nyle.com - kilnsales@nyle.com - (800) 777-6953